

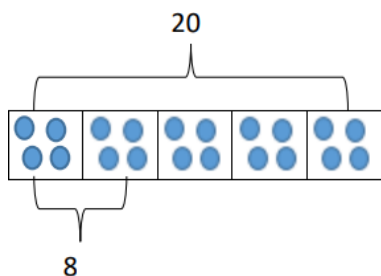
KIRF: I can find a fraction of an amount.

Children should be able to use their knowledge of finding unit fractions of a quantity, to find non-unit fractions of a quantity.



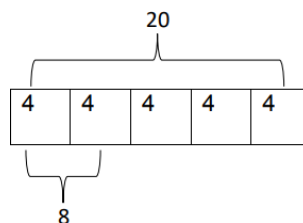
What can this look like?

Concrete:



Pictorial:

$$\frac{2}{5} \text{ of } 20$$



Abstract:

$$20 \div 5 = 4$$

$$4 \times 2 = 8$$

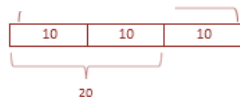
$$\frac{2}{5} \text{ of } 20 = 8$$

-

Questions to ask at home

What is $\frac{3}{5}$ of 20? **12**

Draw a model to represent $\frac{2}{3}$ of 30.



Things to try

Solve it: $\frac{3}{5}$ of 25 = 15

Use the bar model to help you. How many parts are in the whole? How many parts do you have? How many parts does the 15 represent?

Prove it: use the bar model to prove $\frac{4}{7}$ of 56 = 32 is correct

Explain the marvellous mistake: to find $\frac{2}{5}$ of 20 Kai says, "First you divide 20 by the

numerator and then times that answer by the denominator."

Websites:

<https://www.topmarks.co.uk/Flash.aspx?f=bingofractionsamountsv3>

<https://mathsframe.co.uk/en/resources/resource/264/Crystal-crash-fractions-numbers>

<https://whiterosemaths.com/homelearning/year-6/week-12-number-fractions/>

Key vocabulary

Denominator- The bottom number in a fraction. Shows the number of equal parts in the whole.

Non unit fraction- A fraction where the numerator is not one.

Numerator- The top number in a fraction. Shows how many parts we have.

Unit fraction- A fraction where the numerator is one.